

# NPA Knowledge Organiser: Year 4 Art - Spring


We are exploring pattern this half term by looking at tessellating shapes and how we can use them to form a repeating shape. We will be creating images with different shapes of varying difficulty.




## Exploring Pattern



We will be developing our drawing skills and how to create different pictures with various art equipment. We will be exploring how the different texture of the card, paper and sketchbooks affects the quality of the drawing. We will investigate which materials are the most appropriate and use these in our final piece.



What do you think tessellating means?




# Vocabulary

<b>Tessellating</b>	decorate or cover (a surface) with a pattern of repeated shapes
<b>Pattern</b>	a repeated decorative design
<b>Repeating</b>	done or occurring again several times in the same way
<b>Traditional</b>	existing in or as part of a tradition
<b>Abstract</b>	non-lifelike portrayal of real-world objects, people and scenes that are usually difficult for other people to recognize
<b>Influenced</b>	the power to have an important effect on someone or something

We are going to start by exploring pattern and how different artists use it to express themselves. We are then going to look at how to create a pattern ourselves, especially looking at tessellating shapes and how they fit together.



We are going to link our art to our Geography topic of 'Extreme Earth' and look at how we can use natural disasters to influence our patterns.



Can you decide which natural disasters influenced these 3 pattern designs?

